



RADiCAIT

BRAND GUIDELINES.

RADiCAIT

2025

This document contains the rules of the communication system. Follow these rules strictly to maintain brand consistency. This includes all of the elements you may need.

A brand system is a structured framework that defines how a brand is visually, verbally, and strategically represented across all touchpoints. It encompasses a cohesive set of elements, including the logo, color palette, typography, imagery, messaging, and tone of voice, all guided by clear and detailed standards. These elements work together to create a consistent and recognizable identity, ensuring that the brand communicates its values, personality, and purpose effectively.

A well-crafted brand system acts as a roadmap for maintaining brand integrity, helping organizations deliver a unified experience across digital platforms, print materials, packaging, and more. By providing consistency and flexibility, a brand system builds trust, strengthens recognition, and enables long-term

CLIENT

—

RADICAIT

PROJECT

—


Brand Guidelines

● ● ● ○

DELIVERY DATE

—

29/05/25.



ABOUT

- We are pioneers in medical imaging, applying foundational AI to create synthetic PET images from CT scans.
- Our innovative deep-learning approach generates synthetic PET-CT images without the need for traditional nuclear medicine techniques. Our Vision is to create 10X more accessible, productive, safe and sustainable radiology. growth.
-

BRAND PERSONA

A brand persona is the human-like character or personality of a brand, crafted to help audiences connect with it on an emotional and relatable level.

It embodies the traits, tone, and behaviors that the brand would exhibit if it were a person, making the brand more approachable, memorable, and engaging.

02 INNOVATIVE
—

02 MEDICAL
—

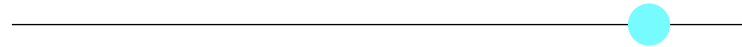
03 MODERN
—

04 SUSTAINABLE
—

ATTRIBUTES


A brand's tone is the specific way a brand communicates with its audience, reflecting its personality, values, and emotional intent. It goes beyond the words themselves, capturing the style, attitude, and mood of the communication. Tone helps ensure that the brand's message resonates consistently with its target audience across all touchpoints.

RETRO



MODERN

FORMAL




CASUAL

SERIOUS



PLAUFUL

RESERVED



BOLD

LOGO

A logo is a visual symbol or design that represents a brand, organization, product, or service.

01

A logo is important because it is the visual cornerstone of a brand's identity. It acts as a symbol that communicates the brand's values, personality, and purpose at a glance.

Logos are used across various mediums, including websites, packaging, advertisements, and physical locations, to create a consistent and cohesive visual representation.

There are several types of logos, each serving different design purposes.

A **wordmark (or logotype)** is a logo that uses the full brand name in a custom font, creating a distinctive and recognizable text-based mark, such as Coca-Cola or Google.

A **lettermark (or monogram)** focuses on the initials or abbreviations of the brand name, often used when the brand name is too long or complex, like IBM or HBO.

A **pictorial mark** uses an image or icon to represent the brand, such as Apple's apple or Twitter's bird, creating a simple yet powerful visual symbol.

An **abstract mark** is a geometric shape or symbol that doesn't directly represent anything recognizable but still conveys the brand's essence, like the Pepsi logo.


A **combination mark** integrates both text and a symbol or icon to create a more versatile logo, seen in brands like Adidas or Burger King.

An **emblem consists** of text enclosed within a shape or icon, often used for a more traditional or established feel, as seen in the Harley-Davidson logo.

LOGO TYPE



COMBINATION

A combination mark integrates both text and a symbol or icon to create a more versatile logo, seen in brands like Adidas or Burger King.




FAVICON

Favicons typically appear as a 16x16 or 32x32 pixel image, often a simplified version of a brand's logo or a relevant icon. While small in size, favicons are essential for enhancing user experience by improving site recognition and helping users quickly locate their desired websites among multiple open tabs.



VARIATIONS

Variations of a logo are different versions of a brand's primary logo, designed to work across a variety of contexts and formats while maintaining brand consistency. These variations ensure that the logo looks good and functions well no matter where it's used — on websites, social media, packaging, business cards, or merchandise.



LOGO USAGE


A logo should always be displayed clearly, without distortion, and should retain its original proportions. For example, using the logo on business cards, websites, packaging, or advertising materials ensures it is positioned in a way that maximizes visibility and recognition, typically adhering to any clear space requirements to prevent visual clutter.



PIRIMARY



SECONDARY



AVOID



AVOID BUSY BACKGROUND



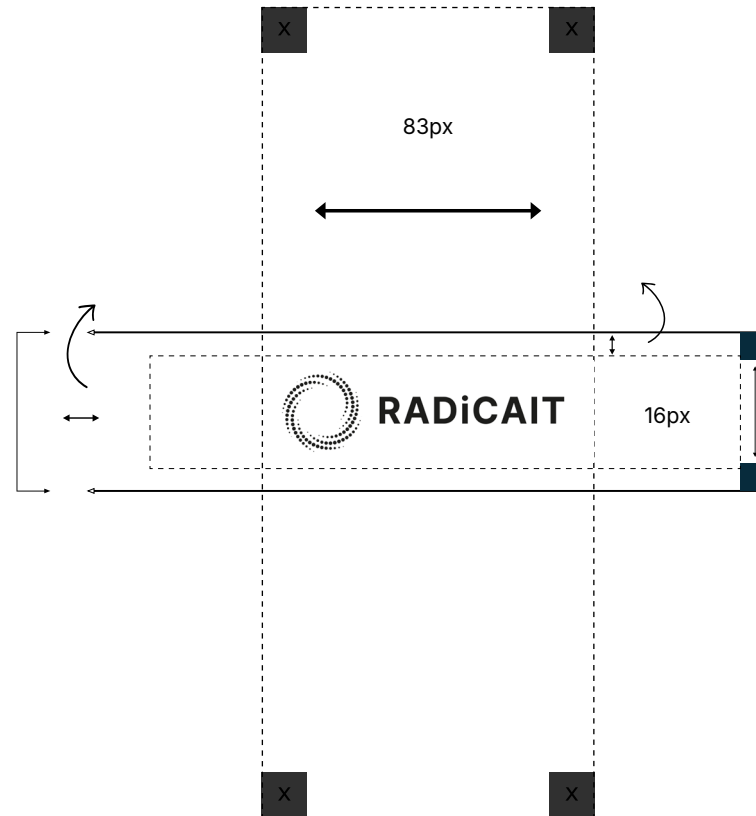
AVOID



ALTERNATIVE USE

MINIMUM SIZE

Compressed mark used for small and where applicable.



COLOR

A brand color palette is a carefully selected range of colors that represent a brand's identity and evoke the desired emotional response from its audience.

02

Colors are powerful tools in branding, as they can influence perceptions, reinforce messaging, and establish a strong visual identity.

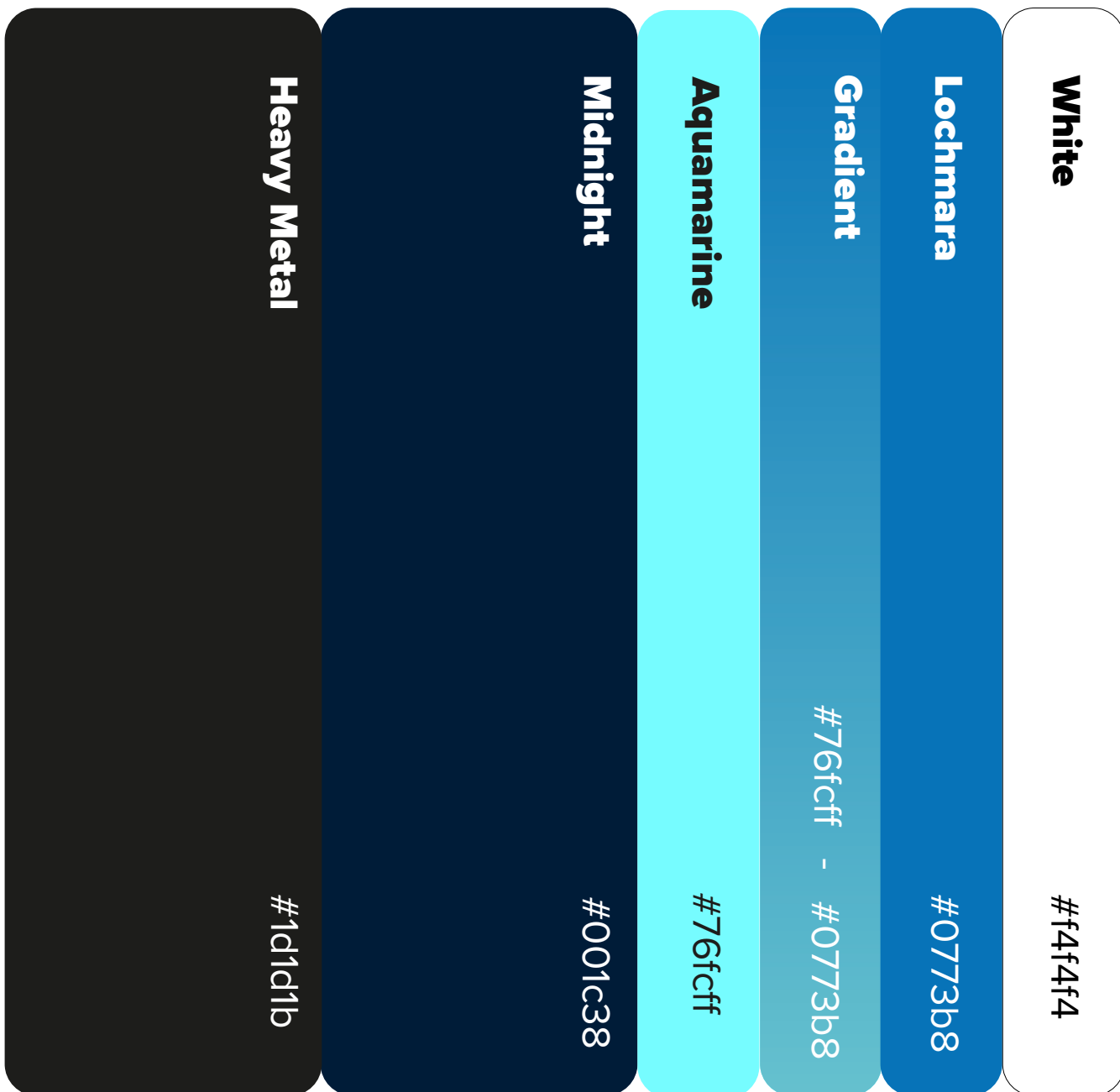
A well-defined brand color palette typically includes primary colors, which are the core shades that represent the brand, and secondary colors, which complement and support the primary colors to provide flexibility in design applications. The palette might also include accent colors for specific uses, such as highlighting key elements or creating contrast.

Consistent use of the color palette across all brand materials—such as websites, logos, packaging, and advertising—ensures a cohesive and recognizable brand presence, helping to build trust and recognition with customers.

BRAND COLORS

The colors selected for a brand's color palette form its color scheme and are a crucial part of its identity.

Once these colors are chosen, they must be used consistently across all brand materials and platforms to maintain uniformity and visual recognition.



HUES

Here are acceptable hues of the color palette.


CMYK	(0,0,7,89)
RGB	(29,29,27)
HEX	1d1d1b



CMYK	(100,50,0,78)
RGB	(0,28,56)
HEX	001c38



CMYK	(54,1,0,0)
RGB	(118,252,255)
HEX	1d1d1b

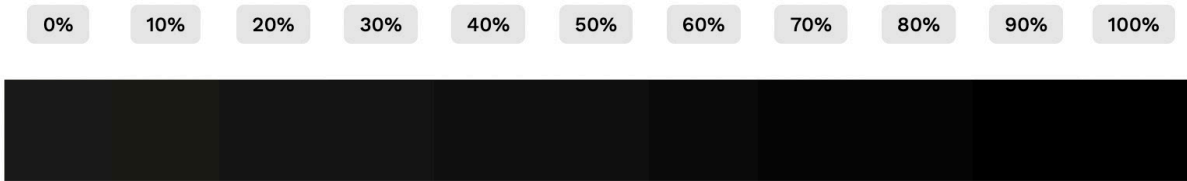


CMYK	(96,38,0,28)
RGB	(7,115,184)
HEX	0773b8



BRAND COLOR

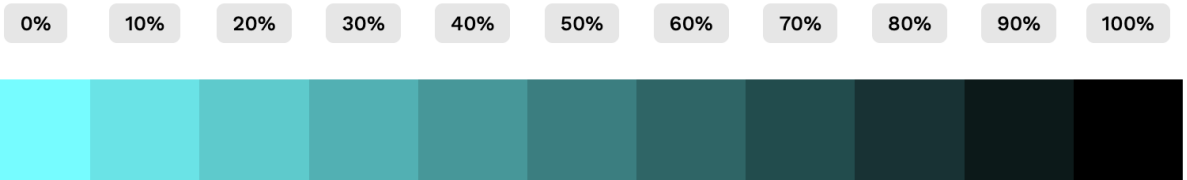
The color palette is internationally small in variety so as to not dilute the brand visual, which adds confusion.



1d1d1b 1a1a18 171716 141413 111110 0f0f0e 0c0c0b 090908 060605 030303 000000



1d1d1b 343432 4a4a49 61615f 777776 8e8e8d a5a5a4 bbbbbb d2d2d1 e8e8e8 ffffff



76fcff 6ae3e6 5ecacc 53b0b3 479799 3b7e80 2f6566 234c4c 183233 0c1919 000000



76fcff 84fcff 91fdff 9ffdff adfdff bbfeff c8feff d6feff e4feff f1ffff ffffff

TYPOGRAPHY

Brand typography refers to the specific fonts and typefaces that a brand uses consistently across all of its communications and materials.

03

Typography plays a vital role in expressing the brand's personality, tone, and overall visual identity. The right typography can enhance readability, create a sense of professionalism, and help differentiate the brand in a crowded marketplace.

The goal is to create a cohesive visual identity where the typography supports the overall brand message, enhances user experience, and fosters recognition across all brand touchpoints, from websites and social media to print materials and packaging.

TYPOGRAPHY

In addition to font choices, typography guidelines will also specify font sizes, line spacing, letter spacing, and the appropriate use of bold or italic styles to maintain consistency.

H1

120px

H2

60px

H3

36px

Paragraph

14px

Subtitle

12px

A	B	C	D	E	F	G	H
I	J	K	L	M	N	O	P
Q	R	S	T	U	V	W	X
Y	Z						

0	1	2	3	4	5	6	7
8	9						

•	,	-	:	;	?	“	!
---	---	---	---	---	---	---	---

TYPOGRAPHY

Typographic hierarchy system is based on human interface guidelines. Aesthetic while keeping text legibility, prioritize content and emphasize important information.

Heading_01

01.

02.

03.

04.

05.

06.

07.

08.

09.

10.

**INTER
FONT**

TYPOGRAPHY

A brand's typography typically includes a combination of primary and secondary typefaces. The primary typeface is usually used for headings, logos, and key messaging, and is chosen for its uniqueness and ability to represent the brand's character.

The secondary typeface is often used for body text or smaller print, prioritizing readability and versatility across different platforms and mediums. Together, these fonts should complement each other and reflect the brand's style, whether it's modern, traditional, playful, or elegant.

N n

01.
Primary

H a

02.
Secondary

INTER BOLD

**abcdefghijklmnopqrstuvxyz
ABCDEFGHIJKLMNPOQRSTUVWXYZ
0123456789
?!+(.,)@\$()~!**

INTER REGULAR

abcdefghijklmnopqrstuvxyz
ABCDEFGHIJKLMNPOQRSTUVWXYZ
0123456789
?!+(.,)@\$()~!

BRAND ELEMENTS

Brand elements are the distinct components that work together to create a brand's identity and differentiate it from competitors.

04

These elements help convey the brand's values, personality, and mission to its audience in a cohesive and recognizable way.



IMAGE-GRAPHY

Acceptable imagery that is consistent with a brand refers to the types of images, photos, illustrations, and visual elements that align with the brand's identity, values, and messaging.

The right imagery can enhance the brand's story and create an emotional connection with the audience.

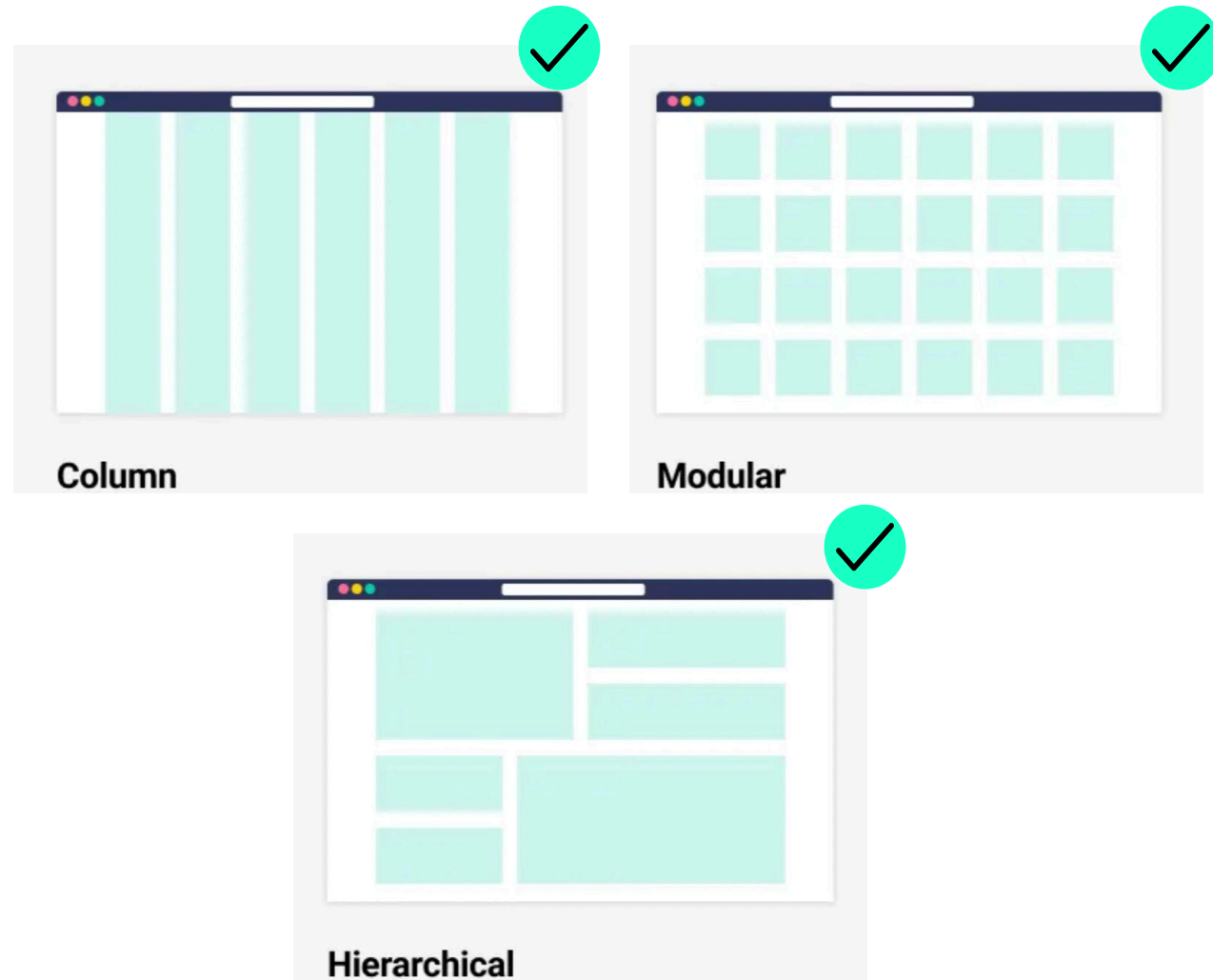


GRIDS

Grids are layout systems used to structure content and visuals in a way that maintains consistency, balance, and alignment across all brand materials.

They help create a cohesive and organized design that guides how text, images, logos, and other elements are placed within a defined space.

Grids are particularly important for maintaining a uniform brand appearance across various platforms, such as websites, print materials, packaging, and digital ads.



INSTAGRAM POST

Brand guidelines for Instagram posts help ensure consistency in how a brand presents itself on the platform, maintaining a cohesive visual identity and messaging that aligns with its overall brand.

These guidelines ensure that every post, whether it's an image, video, or story, is on-brand and resonates with the target audience.

Instagram post dimensions


1080 x 1080



WEBSITE


Brand guidelines for a website ensure that the brand's visual identity, tone, and messaging are consistent across all digital platforms, creating a cohesive and recognizable experience for visitors.

These guidelines help maintain a professional, user-friendly, and brand-aligned presence online.



MOBILE APPS

These guidelines cover design, user interface (UI), and content elements to ensure the app feels and functions as an extension of the brand, making it recognizable and user-friendly.



DOCUMENTS

Brand guidelines for documents ensure that all printed or digital materials (e.g., reports, presentations, proposals, letters, etc.) are visually consistent with the brand's identity.


These guidelines provide a framework for creating professional, on-brand documents that reflect the company's values, tone, and visual identity.

05

WHITE PAPER

-Document Example

-Cover Example


07-03-24

Michael John

Post title

Email: lorem@example.com
Phone: +1234 567890

Fax: +01234 567 89093
Twitter: #m_john098


BRAND, International

Lorem ipsum dolor sit amet consectetur na aliquam erat volutpat. Ut wisi enim ad minim veniam, quis nostrud. Occum sitiam qui nos eossitibus aut vel iliquo ium ventori onsequid ea natem.

Imin consed ut et parum hil ero mo blam senditi consendae illuptae sam expliti bus minctasperio mossincia nonsed cit quiam, idempor atquasi moluptasimus imusdant.

El ipide maxim et dic tem qui ipitio eario ea quo voluptaestArit et miligen dipien- to is modit vendandic tem id quid etume dolute nones inimillorum, sit volorem versperunt erciendit re quuntin consequi nobis in cusandis sentemque nos des eture, none conserent, cum secus dolor autem- qui res miliquis adi sequis es

volendae eum velliqu odigenes im et voluptus accuptatem sequi dolorem porro- vit laboresPudam, serro maxim diatusert




07-03-24

Title

Email: lorem@example.com
Phone: +1234 567890


Fax: +01234 567 89093
Twitter: #m_john098

Email: lorem@example.com
Phone: +1234 567890

BUSINESS CARD

Brand guidelines for business cards ensure that every card reflects the brand's identity, values, and professionalism.

01. Front



02. Back





MERCH

Brand guidelines for merchandise (merch) ensure that every branded item — whether apparel, accessories, promotional products or print — reflects the brand's visual identity, values, and messaging.



ILLUSTRATIONS OR PATTERNS

Illustrations and patterns can add personality, charm, and visual interest to the brand, but they must align with the brand's tone, aesthetic, and values.



FILE & INFO

Various miscellaneous materials and files, such as digital assets, promotional items, or any other branded content that is not mentioned in this document, should adhere to the brand guidelines to maintain consistency and coherence across all touchpoints.



